
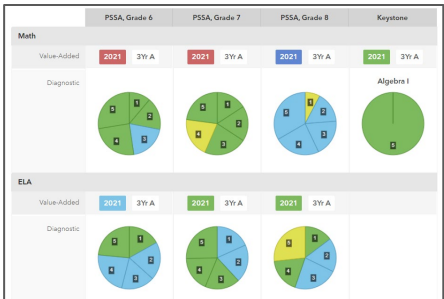


Key PVAAS Reports for School Leaders

Which are the key reports? What questions can they help you investigate?

Report Name	Defining the Report	Questions
<p>School Value Added</p> 	<ul style="list-style-type: none"> Provides growth and achievement information across all grades/subjects Provides 2-year or 3-year averages, when available By selecting various filters, one can easily see patterns over time, by cohort, or for individual or multiple grades and subjects as needed 	<ul style="list-style-type: none"> Is our instructional program working for each subject/grade? What patterns/trends are evident within and across grades/subjects?
<p>School Launchpad</p> 	<ul style="list-style-type: none"> Provides an overview of two reports (value-added and diagnostic) Provides single year and 3-year average growth measures (value-added), when available Provides single year growth measures for various achievement groups of students (diagnostic) 	<ul style="list-style-type: none"> Is our instructional program working for all students in all grades and all tested subjects? Is our instructional program working for students of all achievement levels?

Report Name

Growth of Student Groups

Student Group	Growth Measure	Standard Error	Growth Index	Growth Color Indicator
All Students				
Black				
PSSA			-0.13	Mean
6th Grade	-5.9	2.8	-2.06	Mid-High
8th Grade	4.1	2.8	1.76	Mean
Economically Disadvantaged				
PSSA			0.06	Mean
6th Grade	3.1	1.8	1.72	Mid-High
8th Grade	-2.8	1.1	-2.58	Mid-High
9th Grade	4.5	1.2	3.68	Mid-High
English Learner				
PSSA			0.14	Mean
6th Grade	-0.3	2.5	-0.2	Mean
9th Grade	1.4	2.5	0.63	Mean

Defining the Report

- Provides value-added growth information on demographic student groups
- Can be viewed and sorted by student group or by subject area

Questions

- Is our instructional program working for all student groups?
- Which student groups would benefit from increased growth, and in which subject areas?

School Diagnostic

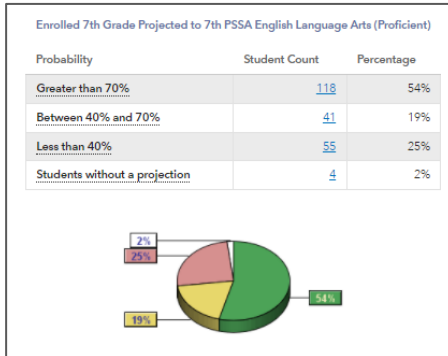


- Provides growth information on groups of students in various achievement groups
- Provides ability to compare growth trends for student achievement groups across grades, subjects, time, and cohorts

- Is our instructional program working for students of all achievement levels?
- What patterns are evident over time, and by cohort?
- Which achievement groups would benefit from increased growth, and in which grades and/or subject areas?

Report Name

School Projection Summary



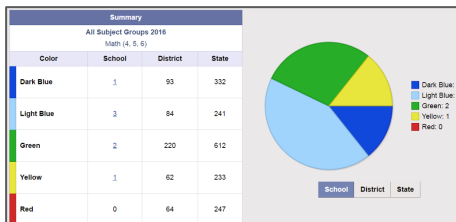
Defining the Report

- Provides school level information on students' needs for supports in achieving at least proficiency on upcoming PSSA and Keystone assessments
- Provides school level information on current students' needs for supports in at least reaching benchmarks on future AP, PSAT, SAT, and ACT assessments

Questions

- What proportion of students are on the path for success on upcoming PSSA and Keystone assessments?
- What proportion of students need supports for reaching proficiency on upcoming state assessments?
- What proportion of students are on the path for reaching benchmarks on future PSAT, ACT, SAT, and AP assessments?
- What proportion of students need supports for reaching benchmarks on future PSAT, ACT, SAT, and AP assessments?

School Teacher Summary

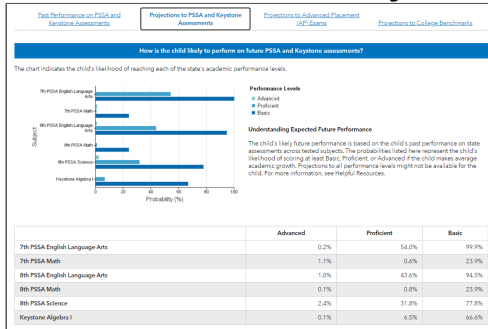


- Provides insight into needed system level and teacher level supports

- Do patterns exist in growth for teachers' groups of students -- across grades, across subjects, across the school, across the district?
- Where is supervision and support needed?

Report Name

Child Success Summary



Defining the Report

- Provides students and families with information about a child's state assessment history (PSSA and Keystones), as well as projections to future PSSA, Keystone, Advanced Placement (AP), and college readiness (PSAT, SAT, and ACT) exams

Questions

- What is the child's history of performance on state assessments?
- How likely is the child to at least reach proficiency on a PSSA and/or Keystone assessment?
- How likely is this child to score a 3, 4, or 5 on an AP exam?
- How likely is this student to reach college benchmarks on a future PSAT, SAT, or ACT?