

# ACCESS Percentile Growth Report

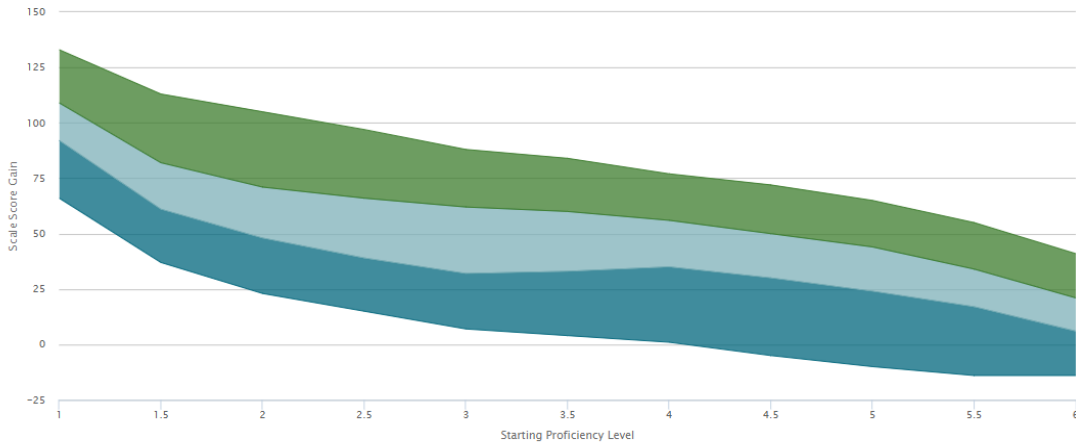


Change Filters -

Pennsylvania / Post-Standard Setting 2018 - 2019 to 2019 - 2020 / 2nd Grade / Listening

## Percentile Growth – Scale Score Gain

Listening



20th – 40th Percentile    40th – 60th Percentile    60th – 80th Percentile

|      | 1   | 1.5 | 2   | 2.5 | 3  | 3.5 | 4  | 4.5 | 5   | 5.5 | 6   |
|------|-----|-----|-----|-----|----|-----|----|-----|-----|-----|-----|
| 80th | 133 | 113 | 105 | 97  | 88 | 84  | 77 | 72  | 65  | 55  | 41  |
| 60th | 109 | 82  | 71  | 66  | 62 | 60  | 56 | 50  | 44  | 34  | 21  |
| 40th | 92  | 61  | 48  | 39  | 32 | 33  | 35 | 30  | 24  | 17  | 6   |
| 20th | 66  | 37  | 23  | 15  | 7  | 4   | 1  | -5  | -10 | -14 | -14 |

# ACCESS Percentile Growth Report

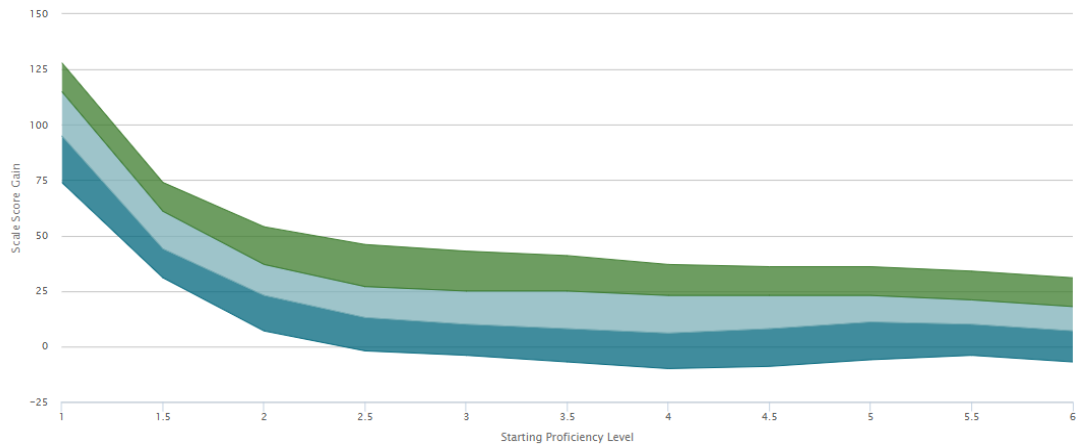


Change Filters -

Pennsylvania / Post-Standard Setting 2018 - 2019 to 2019 - 2020 / 2nd Grade / Reading

## Percentile Growth – Scale Score Gain

Reading



20th – 40th Percentile    40th – 60th Percentile    60th – 80th Percentile

|      | 1   | 1.5 | 2  | 2.5 | 3  | 3.5 | 4   | 4.5 | 5  | 5.5 | 6  |
|------|-----|-----|----|-----|----|-----|-----|-----|----|-----|----|
| 80th | 128 | 74  | 54 | 46  | 43 | 41  | 37  | 36  | 36 | 34  | 31 |
| 60th | 115 | 61  | 37 | 27  | 25 | 25  | 23  | 23  | 23 | 21  | 18 |
| 40th | 95  | 44  | 23 | 13  | 10 | 8   | 6   | 8   | 11 | 10  | 7  |
| 20th | 74  | 31  | 7  | -2  | -4 | -7  | -10 | -9  | -6 | -4  | -7 |

# ACCESS Percentile Growth Report

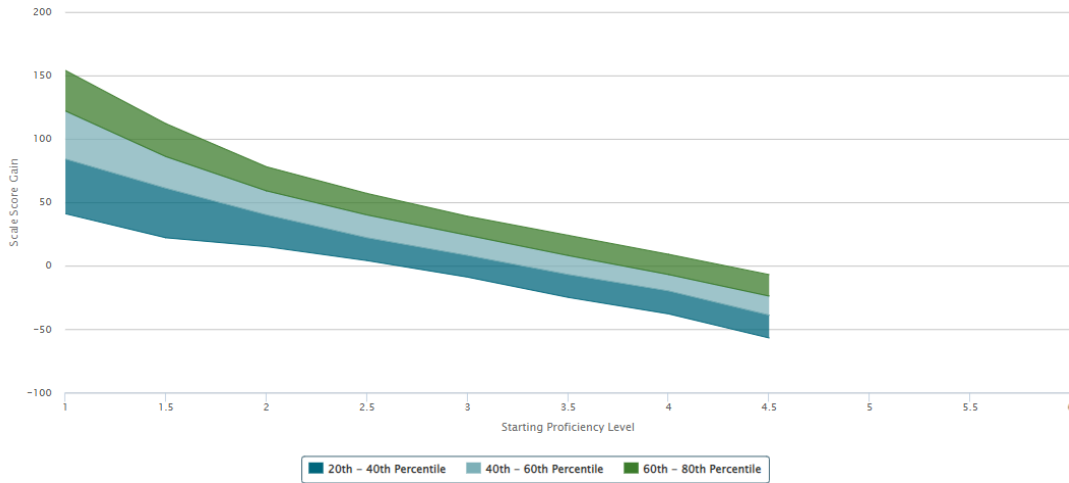


Change Filters

Pennsylvania / Post-Standard Setting 2018 - 2019 to 2019 - 2020 / 2nd Grade / Speaking

## Percentile Growth – Scale Score Gain

Speaking



\* Too few students started near this proficiency level to calculate a valid scale score growth value.

|      | 1   | 1.5 | 2  | 2.5 | 3  | 3.5 | 4   | 4.5 | 5 | 5.5 | 6 |
|------|-----|-----|----|-----|----|-----|-----|-----|---|-----|---|
| 80th | 154 | 112 | 78 | 57  | 39 | 24  | 9   | -7  | * | *   | * |
| 60th | 122 | 86  | 59 | 40  | 24 | 8   | -7  | -24 | * | *   | * |
| 40th | 84  | 61  | 40 | 22  | 8  | -7  | -20 | -39 | * | *   | * |
| 20th | 41  | 22  | 15 | 4   | -9 | -25 | -38 | -57 | * | *   | * |

# ACCESS Percentile Growth Report

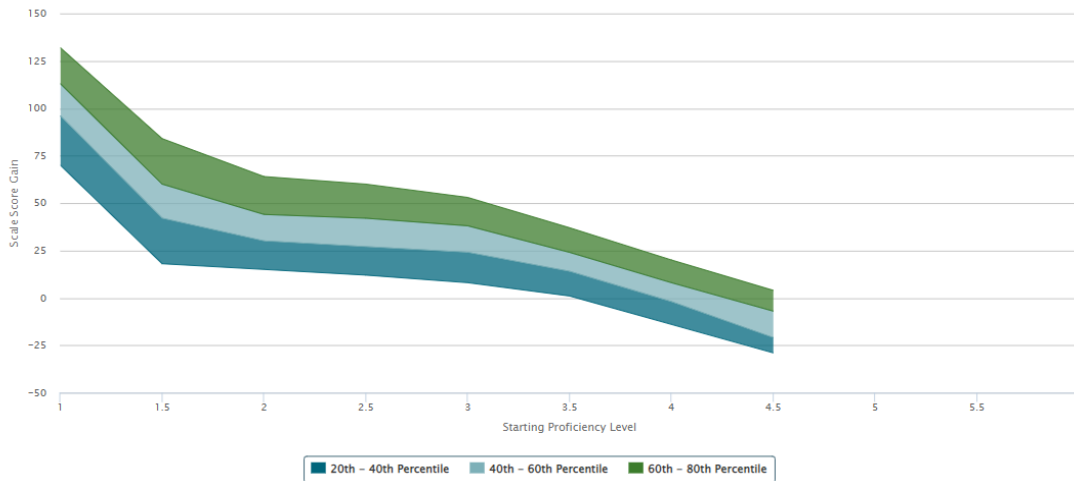


Change Filters

Pennsylvania / Post-Standard Setting 2018 - 2019 to 2019 - 2020 / 2nd Grade / Writing

## Percentile Growth – Scale Score Gain

Writing



\* Too few students started near this proficiency level to calculate a valid scale score growth value.

|      | 1   | 1.5 | 2  | 2.5 | 3  | 3.5 | 4   | 4.5 | 5 | 5.5 | 6 |
|------|-----|-----|----|-----|----|-----|-----|-----|---|-----|---|
| 80th | 132 | 84  | 64 | 60  | 53 | 37  | 20  | 4   | * | *   | * |
| 60th | 113 | 60  | 44 | 42  | 38 | 24  | 8   | -7  | * | *   | * |
| 40th | 96  | 42  | 30 | 27  | 24 | 14  | -2  | -21 | * | *   | * |
| 20th | 70  | 18  | 15 | 12  | 8  | 1   | -14 | -29 | * | *   | * |

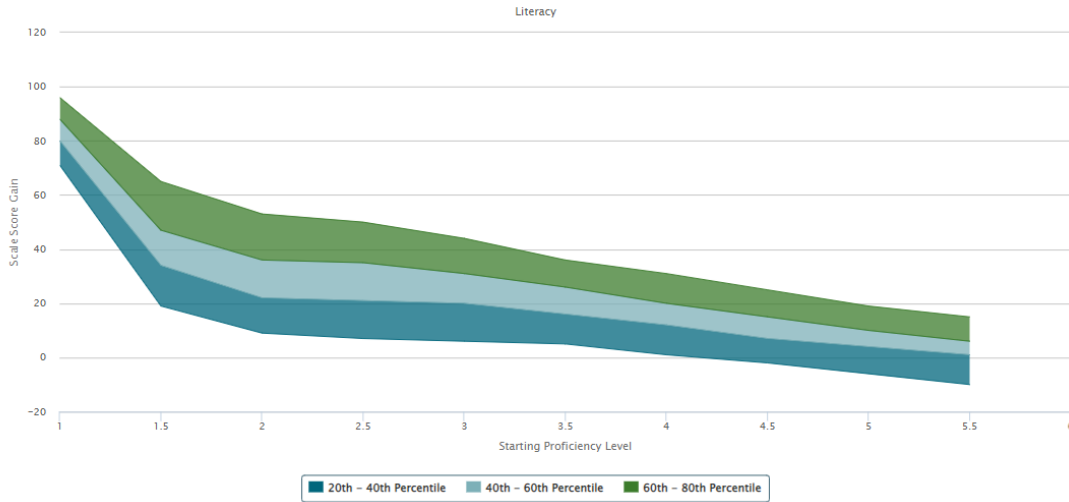
# ACCESS Percentile Growth Report



Change Filters -

Pennsylvania / Post-Standard Setting 2018 - 2019 to 2019 - 2020 / 2nd Grade / Literacy

## Percentile Growth – Scale Score Gain



\* Too few students started near this proficiency level to calculate a valid scale score growth value.

|      | 1  | 1.5 | 2  | 2.5 | 3  | 3.5 | 4  | 4.5 | 5  | 5.5 | 6 |
|------|----|-----|----|-----|----|-----|----|-----|----|-----|---|
| 80th | 96 | 65  | 53 | 50  | 44 | 36  | 31 | 25  | 19 | 15  | * |
| 60th | 88 | 47  | 36 | 35  | 31 | 26  | 20 | 15  | 10 | 6   | * |
| 40th | 80 | 34  | 22 | 21  | 20 | 16  | 12 | 7   | 4  | 1   | * |
| 20th | 71 | 19  | 9  | 7   | 6  | 5   | 1  | -2  | -6 | -10 | * |

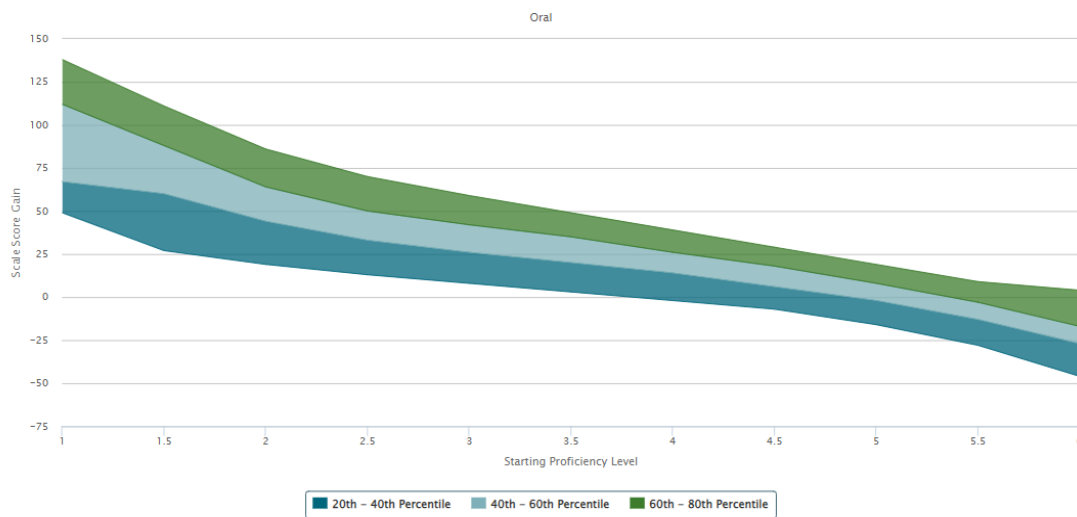
# ACCESS Percentile Growth Report



Change Filters -

Pennsylvania / Post-Standard Setting 2018 - 2019 to 2019 - 2020 / 2nd Grade / Oral

## Percentile Growth – Scale Score Gain



|      | 1   | 1.5 | 2  | 2.5 | 3  | 3.5 | 4  | 4.5 | 5   | 5.5 | 6   |
|------|-----|-----|----|-----|----|-----|----|-----|-----|-----|-----|
| 80th | 138 | 111 | 86 | 70  | 59 | 49  | 39 | 29  | 19  | 9   | 4   |
| 60th | 112 | 88  | 64 | 50  | 42 | 35  | 26 | 18  | 8   | -3  | -17 |
| 40th | 67  | 60  | 44 | 33  | 26 | 20  | 14 | 6   | -2  | -13 | -27 |
| 20th | 49  | 27  | 19 | 13  | 8  | 3   | -2 | -7  | -16 | -28 | -46 |

# ACCESS Percentile Growth Report

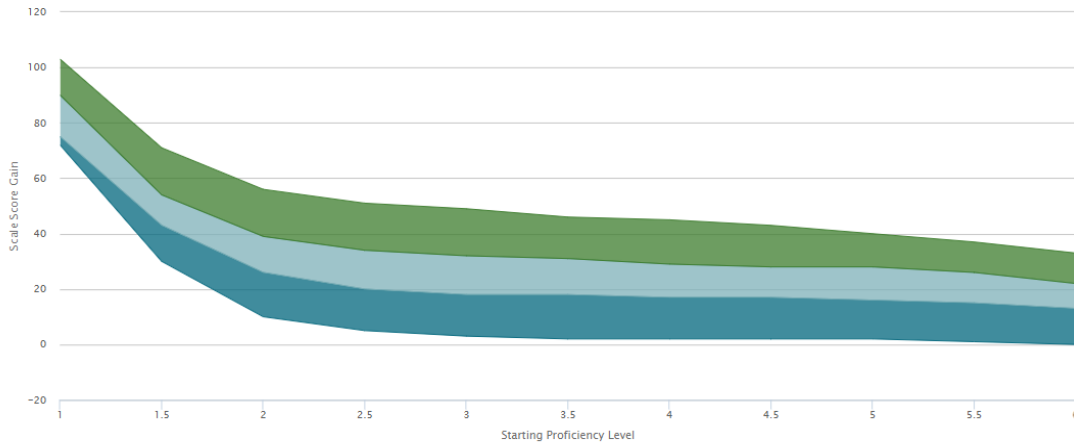


Change Filters -

Pennsylvania / Post-Standard Setting 2018 - 2019 to 2019 - 2020 / 2nd Grade / Comprehension

## Percentile Growth – Scale Score Gain

Comprehension



20th – 40th Percentile    40th – 60th Percentile    60th – 80th Percentile

|      | 1   | 1.5 | 2  | 2.5 | 3  | 3.5 | 4  | 4.5 | 5  | 5.5 | 6  |
|------|-----|-----|----|-----|----|-----|----|-----|----|-----|----|
| 80th | 103 | 71  | 56 | 51  | 49 | 46  | 45 | 43  | 40 | 37  | 33 |
| 60th | 90  | 54  | 39 | 34  | 32 | 31  | 29 | 28  | 28 | 26  | 22 |
| 40th | 75  | 43  | 26 | 20  | 18 | 18  | 17 | 17  | 16 | 15  | 13 |
| 20th | 72  | 30  | 10 | 5   | 3  | 2   | 2  | 2   | 2  | 1   | 0  |

# ACCESS Percentile Growth Report

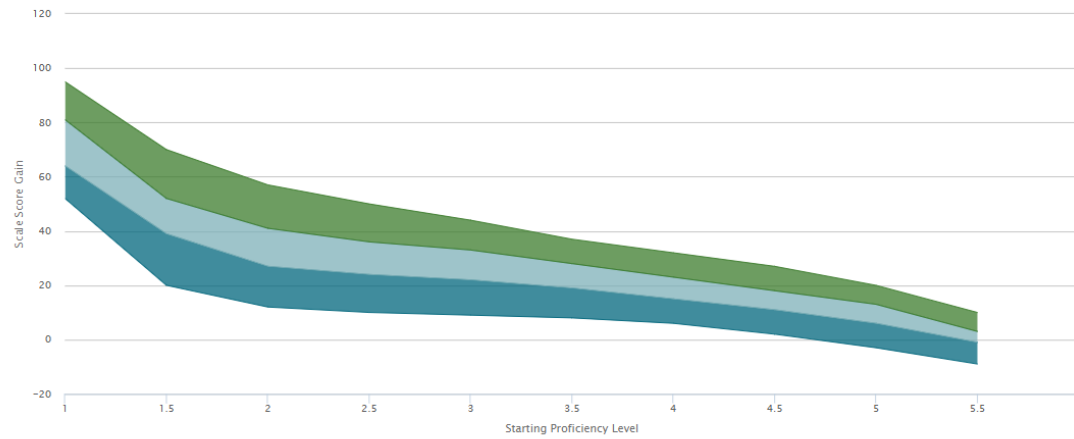


Change Filters -

Pennsylvania / Post-Standard Setting 2018 - 2019 to 2019 - 2020 / 2nd Grade / Overall

## Percentile Growth – Scale Score Gain

Overall



20th – 40th Percentile    40th – 60th Percentile    60th – 80th Percentile

\* Too few students started near this proficiency level to calculate a valid scale score growth value.

|      | 1  | 1.5 | 2  | 2.5 | 3  | 3.5 | 4  | 4.5 | 5  | 5.5 | 6 |
|------|----|-----|----|-----|----|-----|----|-----|----|-----|---|
| 80th | 95 | 70  | 57 | 50  | 44 | 37  | 32 | 27  | 20 | 10  | * |
| 60th | 81 | 52  | 41 | 36  | 33 | 28  | 23 | 18  | 13 | 3   | * |
| 40th | 64 | 39  | 27 | 24  | 22 | 19  | 15 | 11  | 6  | -1  | * |
| 20th | 52 | 20  | 12 | 10  | 9  | 8   | 6  | 2   | -3 | -9  | * |