

# ACCESS Percentile Growth Report

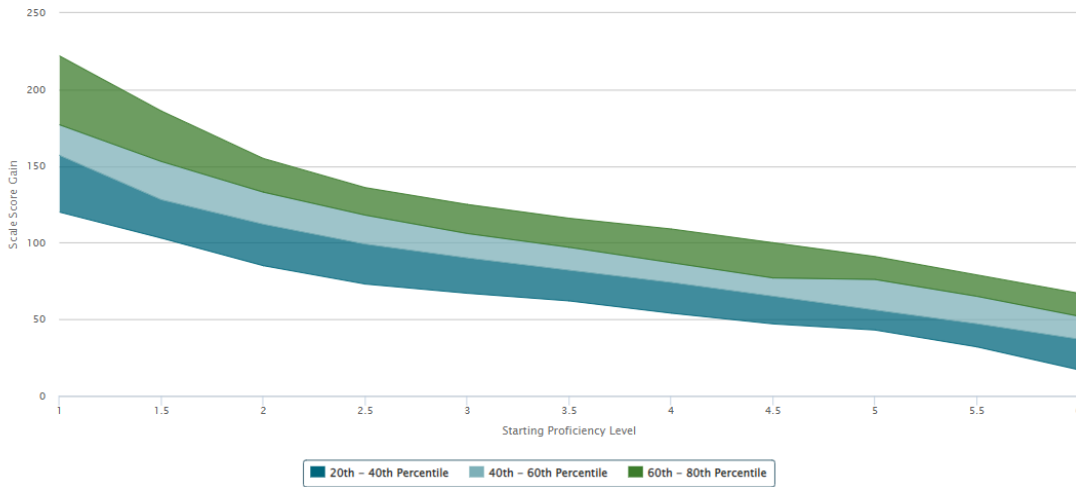


Change Filters -

Pennsylvania / Post-Standard Setting 2018 - 2019 to 2019 - 2020 / 3rd Grade / Listening

## Percentile Growth – Scale Score Gain

Listening



|      | 1   | 1.5 | 2   | 2.5 | 3   | 3.5 | 4   | 4.5 | 5  | 5.5 | 6  |
|------|-----|-----|-----|-----|-----|-----|-----|-----|----|-----|----|
| 80th | 222 | 186 | 155 | 136 | 125 | 116 | 109 | 100 | 91 | 79  | 67 |
| 60th | 177 | 153 | 133 | 118 | 106 | 97  | 87  | 77  | 76 | 65  | 52 |
| 40th | 157 | 128 | 112 | 99  | 90  | 82  | 74  | 65  | 56 | 47  | 37 |
| 20th | 120 | 103 | 85  | 73  | 67  | 62  | 54  | 47  | 43 | 32  | 17 |

# ACCESS Percentile Growth Report

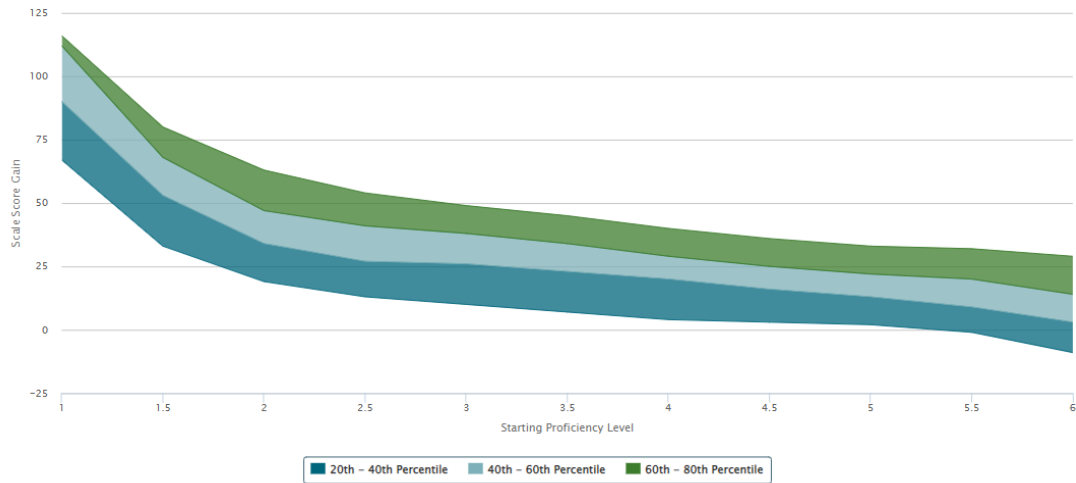


Change Filters -

Pennsylvania / Post-Standard Setting 2018 - 2019 to 2019 - 2020 / 3rd Grade / Reading

## Percentile Growth – Scale Score Gain

Reading



|      | 1   | 1.5 | 2  | 2.5 | 3  | 3.5 | 4  | 4.5 | 5  | 5.5 | 6  |
|------|-----|-----|----|-----|----|-----|----|-----|----|-----|----|
| 80th | 116 | 80  | 63 | 54  | 49 | 45  | 40 | 36  | 33 | 32  | 29 |
| 60th | 112 | 68  | 47 | 41  | 38 | 34  | 29 | 25  | 22 | 20  | 14 |
| 40th | 90  | 53  | 34 | 27  | 26 | 23  | 20 | 16  | 13 | 9   | 3  |
| 20th | 67  | 33  | 19 | 13  | 10 | 7   | 4  | 3   | 2  | -1  | -9 |

# ACCESS Percentile Growth Report

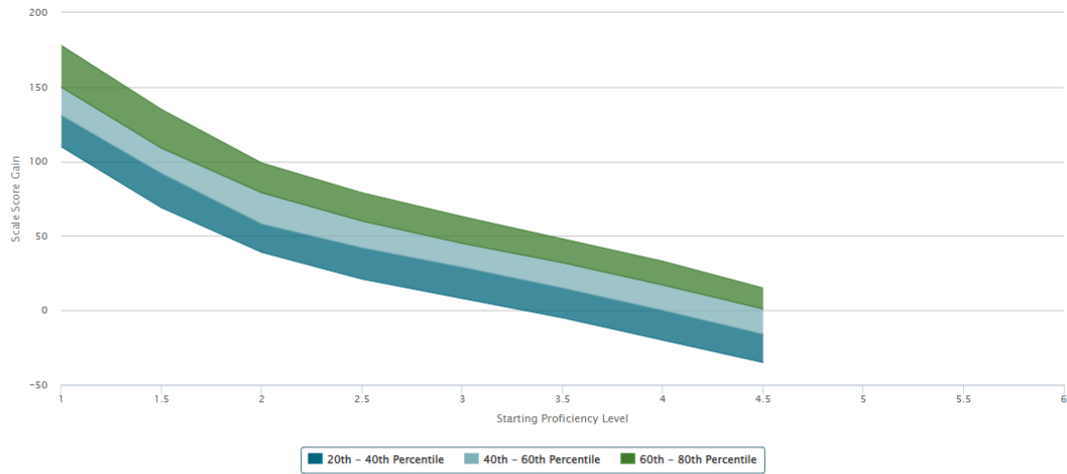


Change Filters -

Pennsylvania / Post-Standard Setting 2018 - 2019 to 2019 - 2020 / 3rd Grade / Speaking

## Percentile Growth – Scale Score Gain

Speaking



\* Too few students started near this proficiency level to calculate a valid scale score growth value.

|      | 1   | 1.5 | 2  | 2.5 | 3  | 3.5 | 4   | 4.5 | 5 | 5.5 | 6 |
|------|-----|-----|----|-----|----|-----|-----|-----|---|-----|---|
| 80th | 178 | 135 | 99 | 79  | 63 | 48  | 33  | 15  | * | *   | * |
| 60th | 150 | 109 | 79 | 60  | 45 | 32  | 17  | 1   | * | *   | * |
| 40th | 131 | 92  | 58 | 42  | 29 | 15  | 0   | -16 | * | *   | * |
| 20th | 110 | 69  | 39 | 21  | 8  | -5  | -20 | -35 | * | *   | * |

# ACCESS Percentile Growth Report

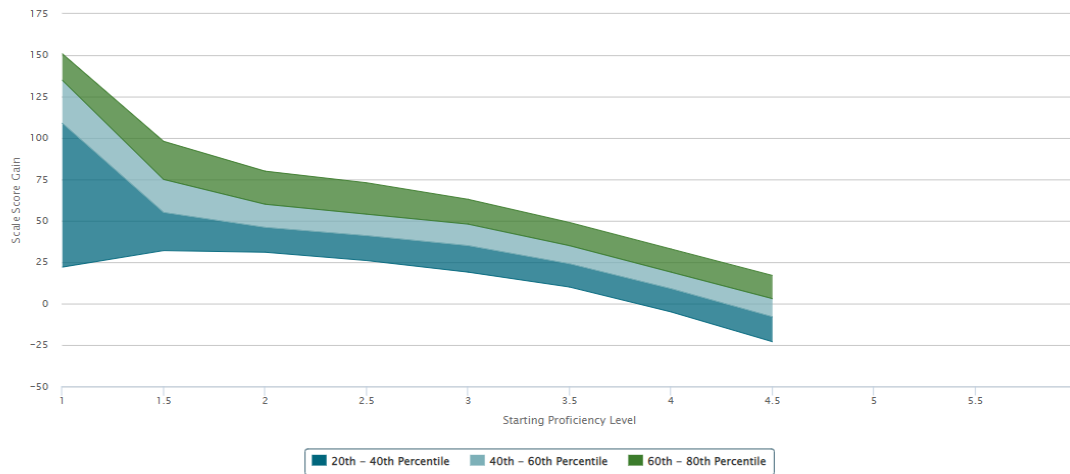


Change Filters -

Pennsylvania / Post-Standard Setting 2018 - 2019 to 2019 - 2020 / 3rd Grade / Writing

## Percentile Growth – Scale Score Gain

Writing



\* Too few students started near this proficiency level to calculate a valid scale score growth value.

|      | 1   | 1.5 | 2  | 2.5 | 3  | 3.5 | 4  | 4.5 | 5 | 5.5 | 6 |
|------|-----|-----|----|-----|----|-----|----|-----|---|-----|---|
| 80th | 151 | 98  | 80 | 73  | 63 | 49  | 33 | 17  | * | *   | * |
| 60th | 135 | 75  | 60 | 54  | 48 | 35  | 19 | 3   | * | *   | * |
| 40th | 109 | 55  | 46 | 41  | 35 | 24  | 9  | -8  | * | *   | * |
| 20th | 22  | 32  | 31 | 26  | 19 | 10  | -5 | -23 | * | *   | * |

# ACCESS Percentile Growth Report

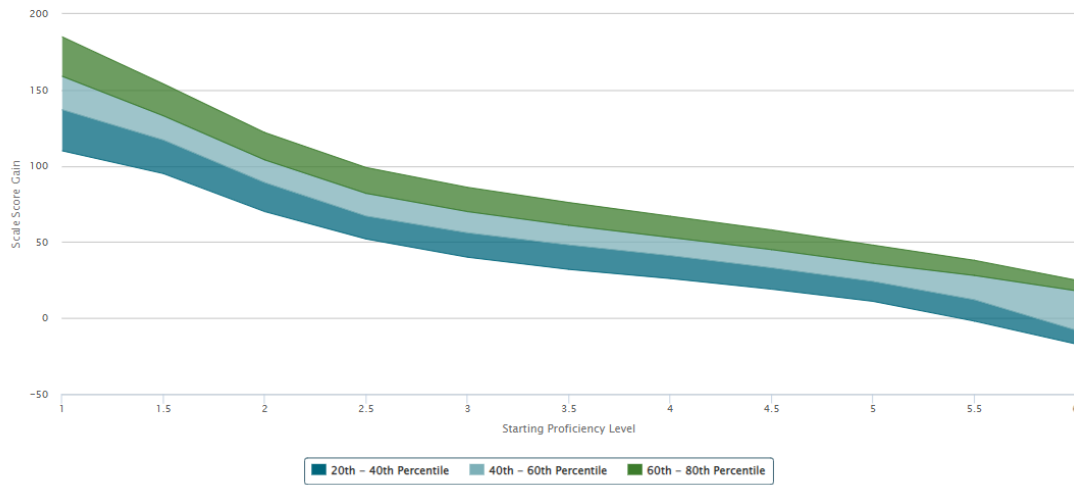


Change Filters

Pennsylvania / Post-Standard Setting 2018 - 2019 to 2019 - 2020 / 3rd Grade / Oral

## Percentile Growth – Scale Score Gain

Oral



|      | 1   | 1.5 | 2   | 2.5 | 3  | 3.5 | 4  | 4.5 | 5  | 5.5 | 6   |
|------|-----|-----|-----|-----|----|-----|----|-----|----|-----|-----|
| 80th | 185 | 154 | 122 | 99  | 86 | 76  | 67 | 58  | 48 | 38  | 25  |
| 60th | 159 | 133 | 104 | 82  | 70 | 61  | 53 | 45  | 36 | 28  | 18  |
| 40th | 137 | 117 | 89  | 67  | 56 | 48  | 41 | 33  | 24 | 12  | -8  |
| 20th | 110 | 95  | 70  | 52  | 40 | 32  | 26 | 19  | 11 | -2  | -17 |

# ACCESS Percentile Growth Report

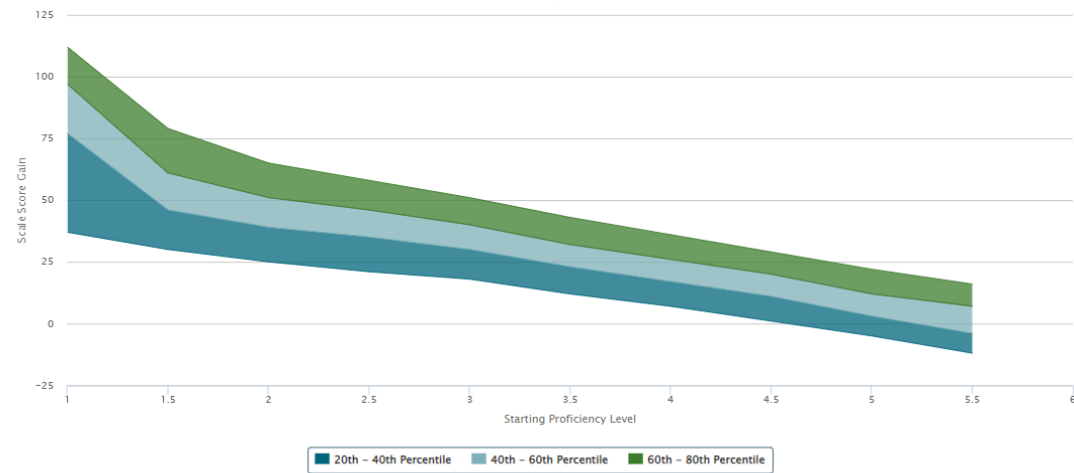


Change Filters

Pennsylvania / Post-Standard Setting 2018 - 2019 to 2019 - 2020 / 3rd Grade / Literacy

## Percentile Growth – Scale Score Gain

Literacy



\* Too few students started near this proficiency level to calculate a valid scale score growth value.

|      | 1   | 1.5 | 2  | 2.5 | 3  | 3.5 | 4  | 4.5 | 5  | 5.5 | 6 |
|------|-----|-----|----|-----|----|-----|----|-----|----|-----|---|
| 80th | 112 | 79  | 65 | 58  | 51 | 43  | 36 | 29  | 22 | 16  | * |
| 60th | 97  | 61  | 51 | 46  | 40 | 32  | 26 | 20  | 12 | 7   | * |
| 40th | 77  | 46  | 39 | 35  | 30 | 23  | 17 | 11  | 3  | -4  | * |
| 20th | 37  | 30  | 25 | 21  | 18 | 12  | 7  | 1   | -5 | -12 | * |

# ACCESS Percentile Growth Report

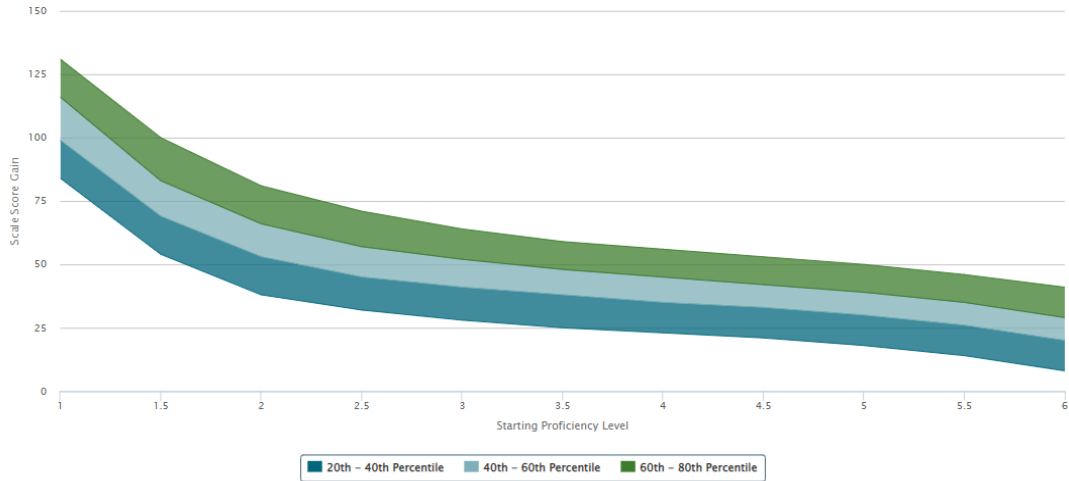


Change Filters -

Pennsylvania / Post-Standard Setting 2018 - 2019 to 2019 - 2020 / 3rd Grade / Comprehension

## Percentile Growth – Scale Score Gain

Comprehension



|      | 1   | 1.5 | 2  | 2.5 | 3  | 3.5 | 4  | 4.5 | 5  | 5.5 | 6  |
|------|-----|-----|----|-----|----|-----|----|-----|----|-----|----|
| 80th | 131 | 100 | 81 | 71  | 64 | 59  | 56 | 53  | 50 | 46  | 41 |
| 60th | 116 | 83  | 66 | 57  | 52 | 48  | 45 | 42  | 39 | 35  | 29 |
| 40th | 99  | 69  | 53 | 45  | 41 | 38  | 35 | 33  | 30 | 26  | 20 |
| 20th | 84  | 54  | 38 | 32  | 28 | 25  | 23 | 21  | 18 | 14  | 8  |

# ACCESS Percentile Growth Report

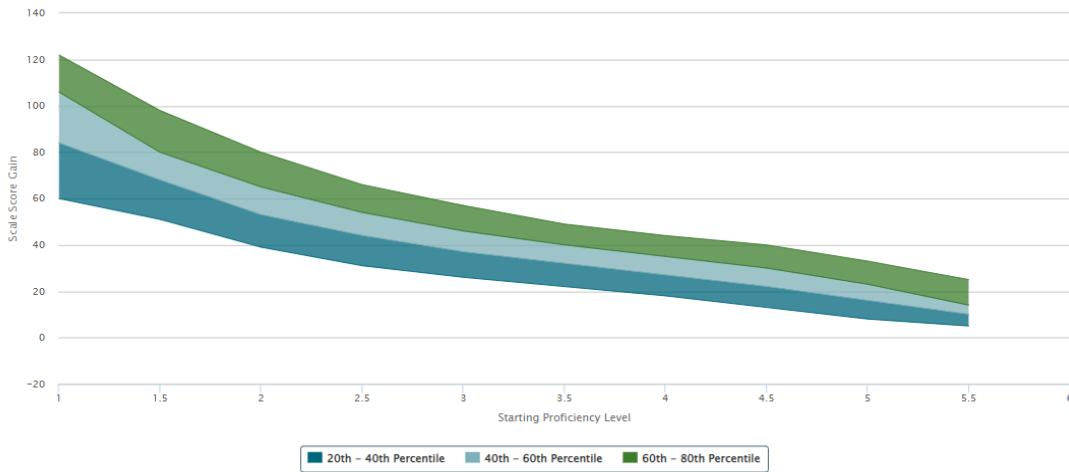


Change Filters -

Pennsylvania / Post-Standard Setting 2018 - 2019 to 2019 - 2020 / 3rd Grade / Overall

## Percentile Growth – Scale Score Gain

Overall



\* Too few students started near this proficiency level to calculate a valid scale score growth value.

|      | 1   | 1.5 | 2  | 2.5 | 3  | 3.5 | 4  | 4.5 | 5  | 5.5 | 6 |
|------|-----|-----|----|-----|----|-----|----|-----|----|-----|---|
| 80th | 122 | 98  | 80 | 66  | 57 | 49  | 44 | 40  | 33 | 25  | * |
| 60th | 106 | 80  | 65 | 54  | 46 | 40  | 35 | 30  | 23 | 14  | * |
| 40th | 84  | 68  | 53 | 44  | 37 | 32  | 27 | 22  | 16 | 10  | * |
| 20th | 60  | 51  | 39 | 31  | 26 | 22  | 18 | 13  | 8  | 5   | * |